

## V-SAFE DATA ON COVID-19 VACCINATION JUST RELEASED! 10 Million Participants, 70+ Million Symptoms Reported, 3+Million Can't Do Normal Activities! Peak AEs Were Jan-June 2021! They Knew! Criminal!

Australia pushing 4th doses and New South Wales Data Keeps Getting Worse. Philippines Special Week of Vaccination Fails to Meet Target Population!



SuperSally888

Oct 4

15

1



V-Safe is the US CDC's smartphone-based program that was created specifically for tracking outcomes from the Covid-19 Vaccines. It tracks symptoms following injection. It does not track or report deaths!



**v-safe<sup>SM</sup>**  
after vaccination  
health checker

**NEW!** People who have already been vaccinated can enter an additional dose. Parents or guardians can enroll their vaccinated children.

**Get vaccinated. Get your smartphone. Get started with v-safe.**

Use your smartphone to tell CDC how you, or your dependent, feel after getting any dose of the COVID-19 vaccine. Your participation in **v-safe** helps us monitor the safety of COVID-19 vaccines for everyone.

Data from V-Safe had not been made available for public scrutiny, until today! ICAN, after twice suing the CDC for release of data has finally been given access to the V-safe data base, which has been depersonalized to hide any identifying data from the filed reports.

Super Sally's Newsletter is a reader-supported publication. To receive new posts and support my work, consider becoming a free or paid subscriber.

# CDC's Covid-19 Vaccine v-safe Data Released Pursuant to Court Order

NEWS PROVIDED BY

**Siri & Glimstad LLP** →

Oct 03, 2022, 20:09 ET

SHARE THIS ARTICLE



AUSTIN, Texas , Oct. 3, 2022 /PRNewswire/ -- In response to a lawsuit filed by Siri & Glimstad LLP on behalf of the Informed Consent Action Network (ICAN), the CDC has released the first set of data from its v-safe program. V-safe is a smartphone-based program created by CDC specifically for Covid-9 vaccines. It allows users to register and provide health check-ins after receiving a Covid-19 vaccine.

A formal legal request for the v-safe data was submitted to the CDC in June 2021. After two [lawsuits](#) were filed on behalf of ICAN, and following months of legal wrangling, the CDC finally capitulated in a court [order](#) that required it to produce this data.

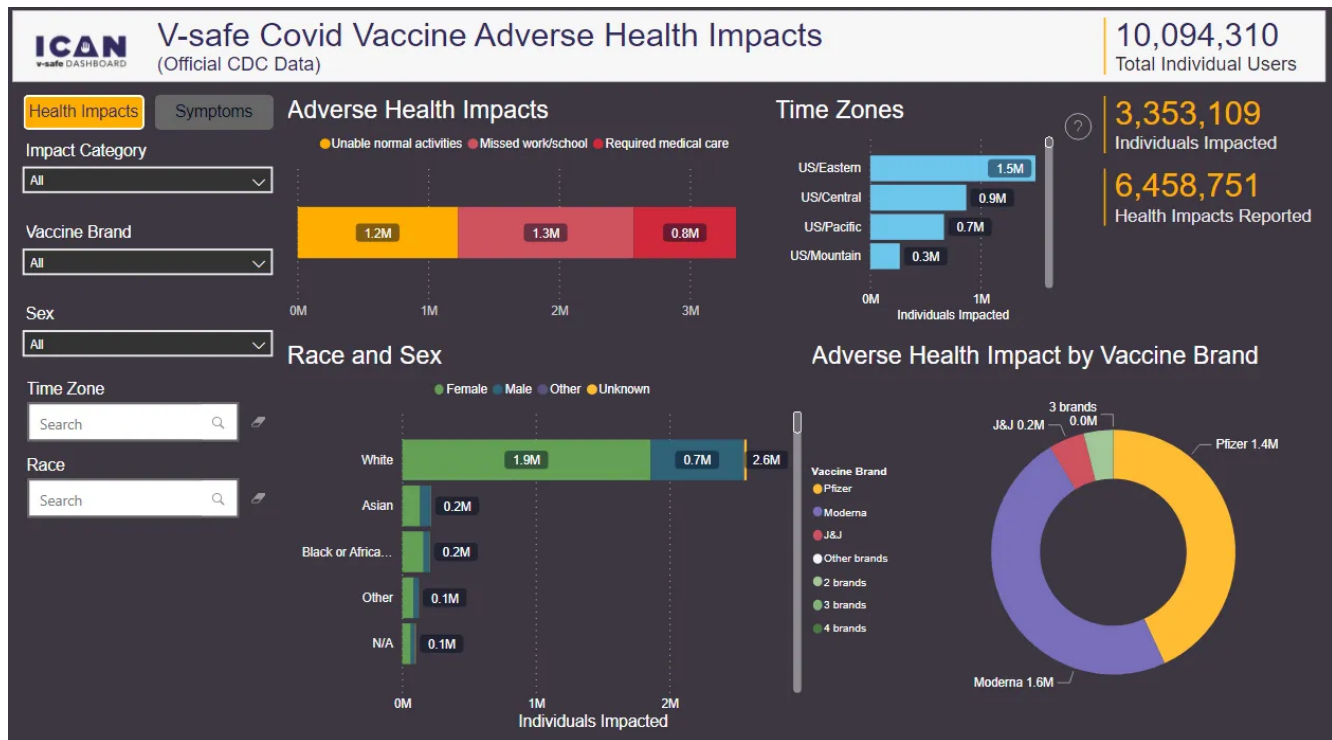
The first set of v-safe data just produced by the CDC pursuant to the court order includes the responses that over 10 million v-safe users provided in v-safe's pre-populated check-the-box fields.

Out of the approximate 10 million v-safe users, 782,913 individuals, or over 7.7% of v-safe users, had a health event requiring medical attention, emergency room intervention, and/or hospitalization. Another 25% of v-safe users had an event that required them to miss school or work and/or prevented normal activities.

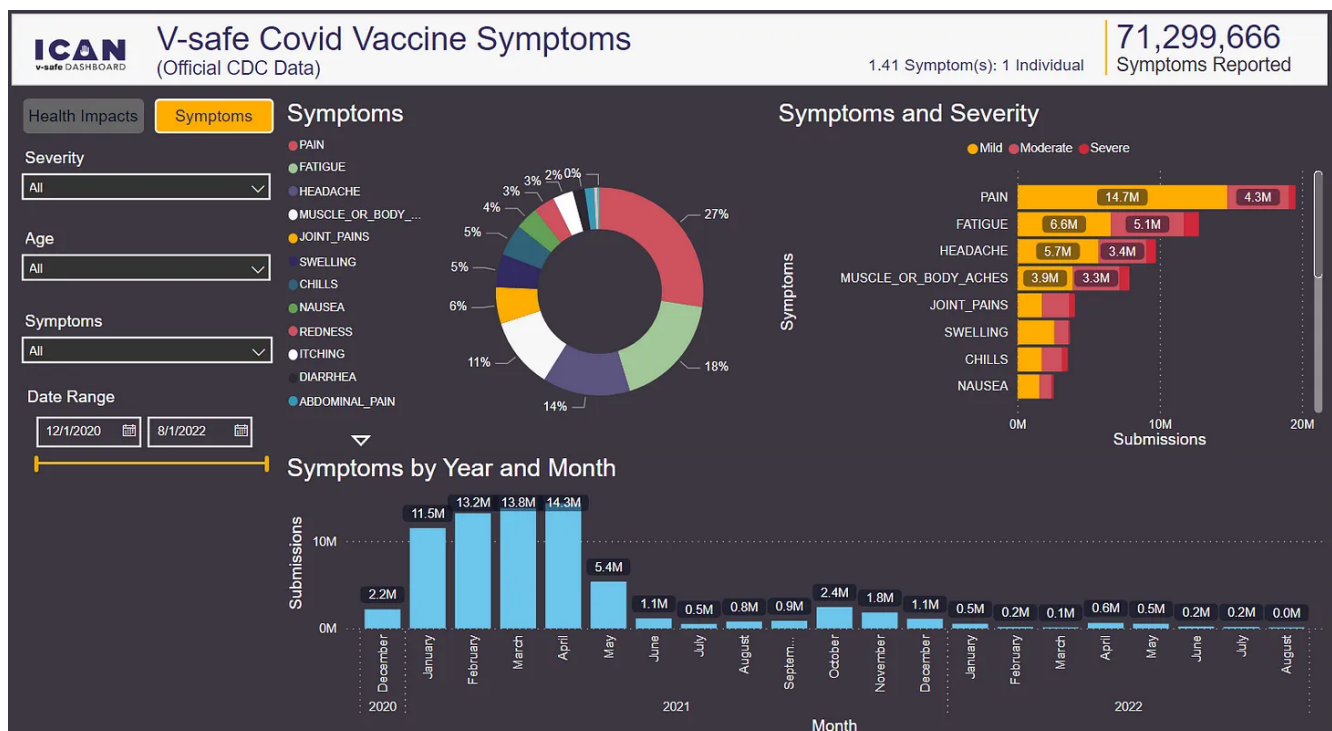
There were also 71 million symptoms reported in the pre-populated fields. This is an average of more than 7 symptoms reported per v-safe user. Reported symptoms include, for example, over 4 million reports of joint pain. While around 2 million of these joint pain reports were mild, over 1.8 million were for moderate joint pain and over 400,000 were for severe joint pain. It is noted that v-safe includes data from less than 4 percent of individuals who received a Covid-19 vaccine in the United States.

There were also around 13,000 infants under 2 years of age registered in v-safe. Among these infants, over 33,000 symptoms were reported, with the most common symptoms being irritability, sleeplessness, pain, and loss of appetite.

ICAN have set up an [interactive dashboard](#) to provide easy access to the database. Raw data can also be downloaded. The findings are worse than expected. Out of 10 million individual users, 3.3 million users (33%) were impacted to a degree where they were unable to perform normal activities (1.2 million), missed work or school (1.3 million), and required medical care (0.8 million). 6.5 million health impacts were reported.



Even worse is this second page of the dashboard! The symptoms by month! The highest rates of reporting were between January to May 2021! Meaning that the parties managing and evaluating this data already knew that there was a problem early last year! They sat on this and did nothing! Does this make them criminally negligent for the deaths and injuries that continued and continue to accumulate?







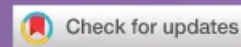
A [Lancet report on safety of the Covid-19 Products, download](#), looking specifically at the mRNA products was published in March of 2022 and reviewed VAERS and V-Safe Data from 14 December 2020 up to 14 June 2021.

ARTICLES | [VOLUME 22, ISSUE 6, P802-812, JUNE 01, 2022](#)

## Safety of mRNA vaccines administered during the initial 6 months of the US COVID-19 vaccination programme: an observational study of reports to the Vaccine Adverse Event Reporting System and v-safe

Hannah G Rosenblum, MD • Julianne Gee, MPH •   • Ruiling Liu, PhD • Paige L Marquez, MSPH • Bicheng Zhang, MS • Penelope Strid, MPH • et al. [Show all authors](#)

Published: March 07, 2022 • DOI: [https://doi.org/10.1016/S1473-3099\(22\)00054-8](https://doi.org/10.1016/S1473-3099(22)00054-8) •



During the period that this paper covered there had been 7.9 million V-Safe participants. At that time 32.1% of people making reports indicated that they were unable to perform normal activities, missed work or school, or required medical care after second dose. There was a big increase in reported adverse health outcomes from the first to the second dose, meaning a dose-dependent effect of the vaccines!

More doses = higher rates of adverse health outcomes.

**Findings** During the study period, 298 792 852 doses of mRNA vaccines were administered in the USA. VAERS processed 340 522 reports: 313 499 (92.1%) were non-serious, 22 527 (6.6%) were serious (non-death), and 4496 (1.3%) were deaths. Over half of 7 914 583 v-safe participants self-reported local and systemic reactogenicity, more frequently after dose two (4 068 447 [71.7%] of 5 674 420 participants for local reactogenicity and 4 018 920 [70.8%] for systemic) than after dose one (4 644 989 [68.6%] of 6 775 515 participants for local reactogenicity and 3 573 429 [52.7%] for systemic). Injection-site pain (4 488 402 [66.2%] of 6 775 515 participants after dose one and 3 890 848 [68.6%] of 5 674 420 participants after dose two), fatigue (2 295 205 [33.9%] participants after dose one and 3 158 299 participants [55.7%] after dose two), and headache (1 831 471 [27.0%] participants after dose one and 2 623 721 [46.2%] participants after dose two) were commonly reported during days 0–7 following vaccination. Reactogenicity was reported most frequently the day after vaccination; most reactions were mild. More reports of being unable to work, do normal activities, or of seeking medical care occurred after dose two (1 821 421 [32.1%]) than after dose one (808 963 [11.9%]); less than 1% of participants reported seeking medical care after vaccination (56 647 [0.8%] after dose one and 53 077 [0.9%] after dose two).

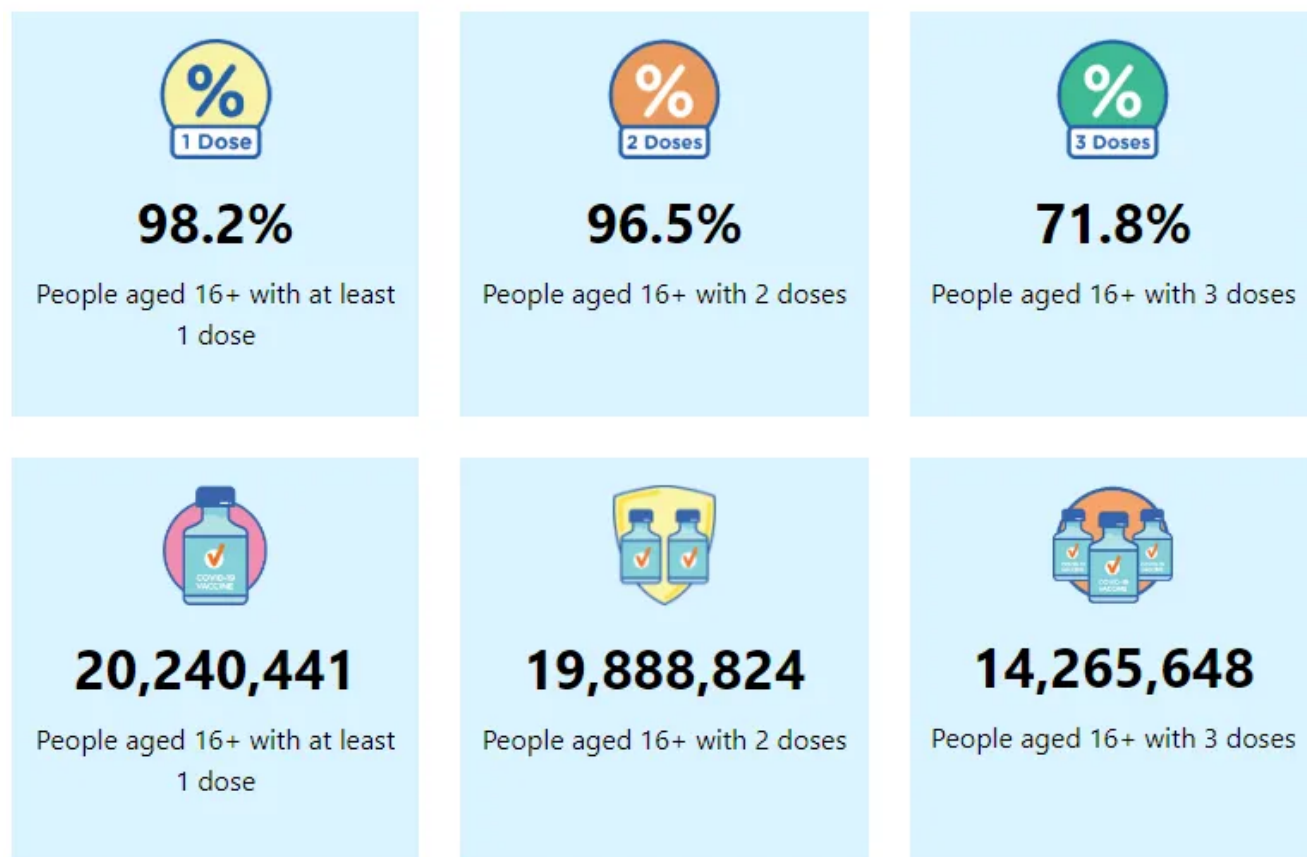
**Interpretation:** Safety data from more than 298 million doses of mRNA COVID-19 vaccine administered in the first 6 months of the US vaccination programme show that most reported adverse events were mild and short in duration.

The Lancet paper reports that *less than 1%* of v-safe users sought medical care.

However, the data from the dashboard discussed above indicates that 0.8 million of the 10 million persons reporting sought medical care (8%)! Could this paper have misreported the % of persons seeking medical help, and thus have provided false reassurance? *I hope a reader/ researcher more skilled than I, could assess this paper and its conclusions in light of the V-Safe data now being accessible.*

## Australian Updates

Australia continues its mass vaccination drive and after already double dosing 96.5% of eligible population aged 16+, is currently pushing 4th doses. Updated data referring to the eligible population as of 28 September 2022 is set out. Australian population is just under 26 million.

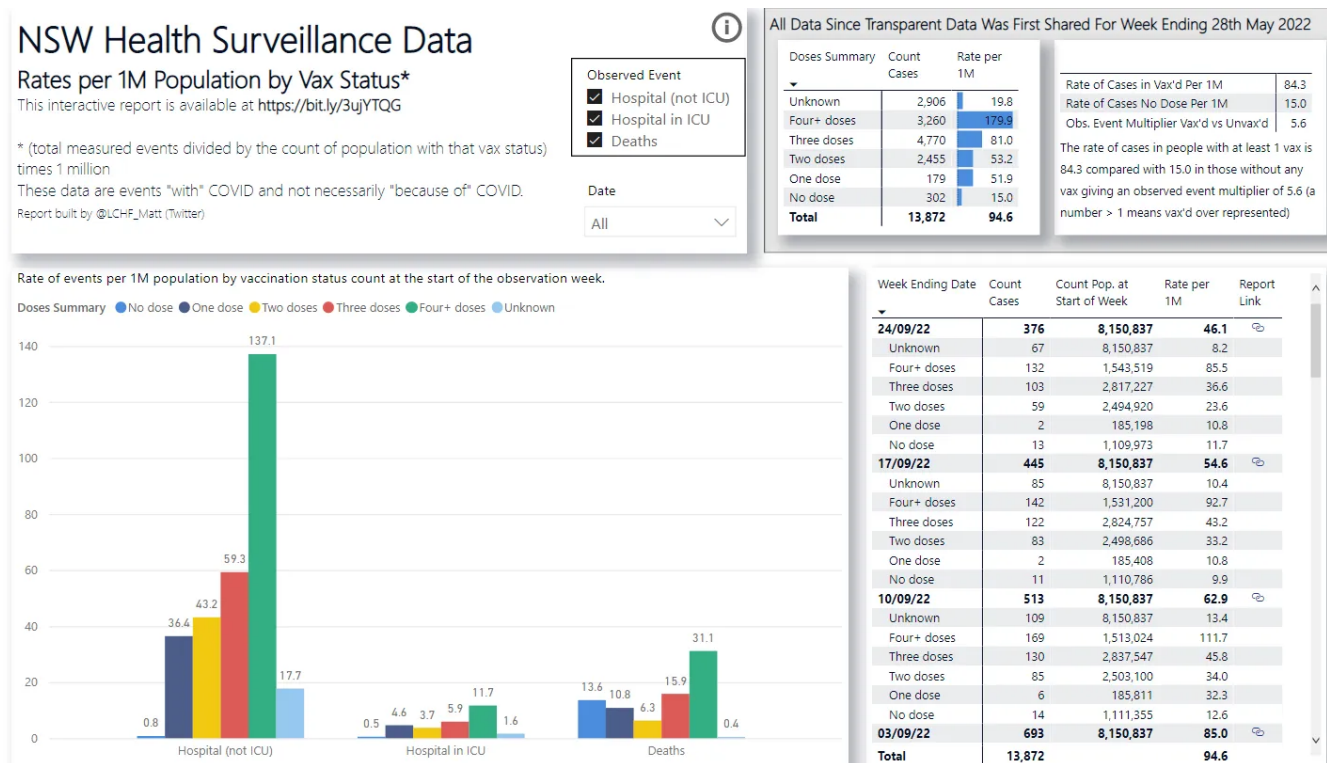


Jurisdiction	People with at least one dose	% People with at least one dose	People with two doses	% People with two doses	People with three dose	% People eligible with three doses	People with four doses	% People eligible with four doses (aged 30+)
National	20,240,441	98.2%	19,888,824	96.5%	14,265,648	71.8%	4,879,507	40.9%
NSW	6,375,646	97.1%	6,271,297	95.5%	4,371,440	69.8%	1,566,112	42.6%
VIC	5,202,858	96.2%	5,119,837	94.7%	3,781,601	73.9%	1,207,231	38.5%
QLD	3,897,615	94.8%	3,832,740	93.2%	2,483,998	64.9%	939,299	44.2%
WA	2,112,305	>99%	2,080,038	98.3%	1,727,647	83.2%	495,235	35.0%
SA	1,387,147	96.3%	1,357,173	94.2%	1,025,154	75.7%	383,640	44.6%
TAS	447,834	>99%	438,885	>99%	325,806	74.4%	131,843	47.5%
ACT	355,328	>99%	349,250	>99%	280,007	80.3%	102,432	44.8%
NT	172,447	90.5%	167,731	88.0%	132,623	79.2%	24,809	23.7%

Australian Children aged 5 - 15 have not been spared; more than 50% are double dosed in most states.

Jurisdiction	People with at least one dose	% People with at least one dose	People with two doses	% People with two doses
National	2,203,116	62.6%	1,896,080	53.9%
NSW	667,738	60.3%	587,480	53.1%
VIC	587,248	66.2%	506,926	57.1%
QLD	402,529	53.8%	340,031	45.4%
WA	249,941	66.3%	208,795	55.4%
SA	148,714	64.2%	128,292	55.4%
ACT	51,294	86.2%	47,107	79.2%
TAS	50,077	70.2%	44,262	62.0%
NT	22,832	60.4%	18,147	48.0%

We can access this [dashboard for NSW](#), which has about 8 million population (30% of Australians), to analyze hospitalization, ICU and deaths. The dataset covers the period from 28 May 2022 up to 24 Sept 2022. It clearly shows the more doses received, the more hospitalizations, the more ICU admissions, the more deaths!



Note that all deaths with Covid-19 are reported, even if Covid-19 was not the cause of death. Covid-19 attributed deaths were mostly contributed by very old persons with persons aged 80 - 89 and even more 90+, who were already above the average age of death, reported as dying with covid-19.



# NSW Health Surveillance Data

## Rate per 1M by Age Group and Report Date

This interactive report is available at <https://bit.ly/3ujYTQG>

Report built by @LCHF\_Matt (Twitter)

- Observed Event
- ☐ Hospital (not ICU)
  - ☐ Hospital in ICU
  - ☒ Deaths

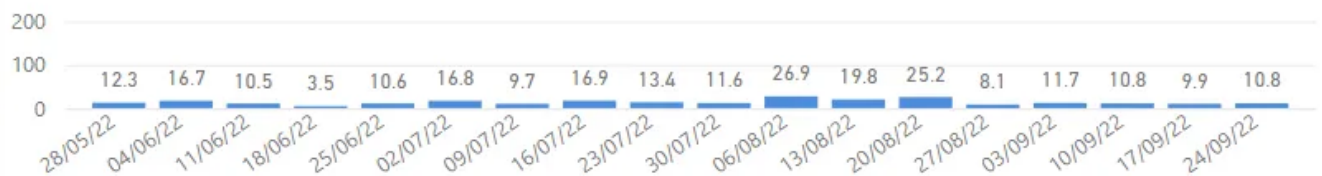


Count of events per 1M of pop. by Age Group All Vax Statuses incl. Unvax'd

Age Group 0-9 10-19 20-29 30-39 40-49 50-59 60-69 70-79 80-89 90+



Total Count of Events per 1M of pop. Across All Age Groups Unvax'd Only



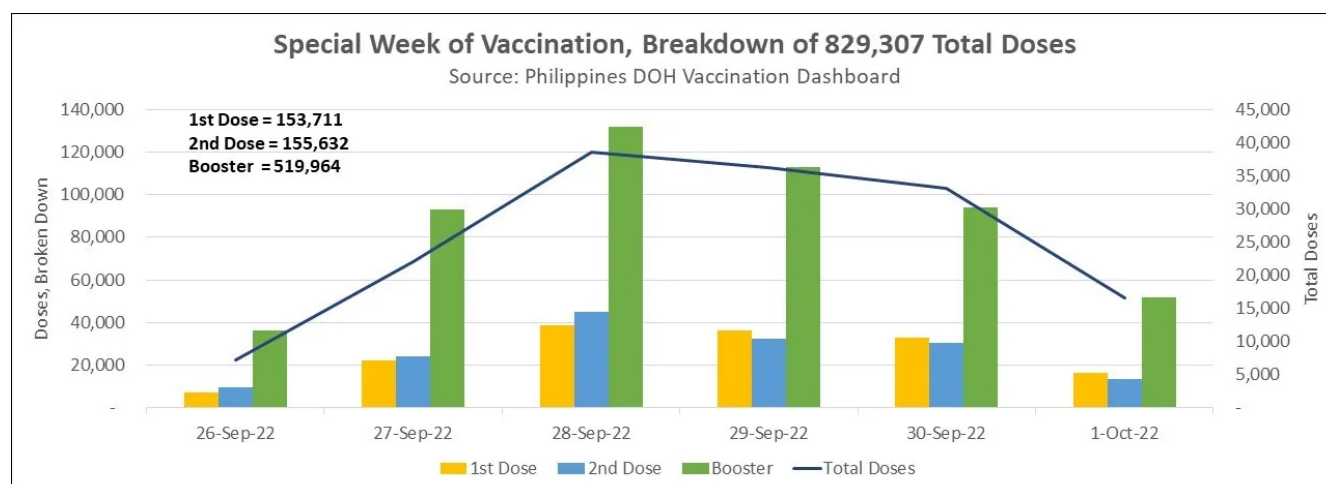
### More doses = more hospitalizations and more deaths!

It is *cruel and insane* that governments and health authorities keep pushing these injections even in the face of such clear detrimental data! The “Died Suddenly Australia” groups which FB keeps playing whack-a-mole with, contain story after story of poor health, illness, and deaths which followed receipt of injections, which were in many cases forced on people in order for them to work, study, and participate in life. The workforce in many services and industries are already reported to be affected with many dead and many on repeated sick leave! Australia has had sustained excess deaths since

12 September 2021, with 18,248 (+11.2%) excess deaths above baseline in the 52 weeks counted from 4 July 2021 to 26 June 2022 (weekly change from baseline -2.7% to +31.9%).

## Philippines Special Week of Vaccination 26 Sept to 1st Oct 2022

Update for the special week of vaccination and boosters. The target had been to give boosters to bring the total boosted population from 18.8 million up to 23.5 million (or 30% of target population), by 8th October. From the DOH Dashboard, the target of boosting 4.7 million additional persons was not met last week! Despite best efforts, throughout the country they only managed 829,307 doses with just over half a million boosters injected.




Filipinos no longer want these jabs!

The government will refocus efforts on addressing vaccine hesitancy, focusing among others on indigenous persons.

# NCIP, DOH address vaccine hesitancy in IP communities

By Marita Moaje

Share

 October 3, 2022, 7:22 pm

**MANILA** – The National Commission on Indigenous Peoples (NCIP) will join forces with the Department of Health to address vaccine hesitancy in IP communities.

Pablito Gonzales of the National Committee on Central Cultural Communities (NCCC) said during Monday's Laging Handa public briefing that some IP members have the notion that getting the Covid-19 vaccine runs in contrast with their culture and spirituality.

The NCCC is an advisory board under the National Commission for Culture and the Arts.

Gonzales said despite the situation, the government is doing its best in educating IP communities through information drives.



(File photo courtesy of City Government of Davao)

Relat

6K DII  
'Pinas

Press  
on IP

76% c  
appro

Senat  
uncoll

Gov't  
recon

Gov't

They will also incentivize LGUs to increase vaccine uptake, reported [here](#). Vergeire says that there are various “gimmicks” to encourage people to get vaccinated. P50 (USD0.80c) to get injected? To risk your life! How insulting!

*“This is a good practice and hopefully, other LGUs will be following and doing this kind of incentivization for our public so that they get encouraged to get vaccinated”*

Coercion is illegal Ma’am, DOH! Information drives and tiny incentives will not help, when potential recipients can already see injuries and sudden unexplained deaths all around!

NEWS / NATIONAL / 19.7 million Filipinos received 1st Covid booster shot—DOH

National, News

# 19.7 million Filipinos received 1st Covid booster shot—DOH

Published October 4, 2022, 3:30 PM  
by Analou de Vera

## Incentives

Moreover, the DOH is also planning to give incentives to LGUs who can achieve “high performance” in terms of their booster coverage for their respective eligible population.

“We are also looking at granting incentives to our local governments. Hinahantay lang po natin na maaprubahan ang ating budget na naisumite that we can use para po dito sa ating (We are just waiting for our submitted budget to be approved that we can use for this) granting of incentives to our local governments who are having high performance in their coverage for first boosters and also for their senior citizens,” said Vergeire.

Vergeire also expressed her gratitude to some LGUs that have set up incentive programs in order to encourage their constituents to get vaccinated and boosted.

This kind of program is “effective” to increase the Covid-19 vaccine booster coverage, said Vergeire.

“Nandyaan na yung pagbibigay ng bigas, may nagbibigay ng groceries, yung iba nagbibigay ng P50 bawat isang pamilya or tao na magpapabakuna. Iba’t-ibang gimik para sila po ay mas mahikayat na makapagpabakuna (Some are giving rice, groceries, while others are giving P50 for each family or person who gets vaccinated. There are various gimmicks to encourage them to get vaccinated),” she said.

“This is a good practice and hopefully, other LGUs will be following and doing this kind of incentivization for our public so that they get encouraged to get vaccinated,” she added.

Common sense would make one question! Regular folk have more common sense (and less vested interests) than their leaders. The pressure is going to continue and build! Stand firm! Be strong in your choice! Be brave!

Super Sally's Newsletter is a reader-supported publication. To receive new posts and support



my work, consider becoming a free or paid subscriber.

---

## 1 Comment



Write a comment...



**Lawrence Butts** Writes Lawrence's Newsletter Oct 4 · edited Oct 5 ❤️ Liked by [SuperSally888](#)

We have witnessed and we will continue to witness the largest and most deadly crime against humanity that will soon rival or exceed past planetary mass extinction events. The initiators, perpetrators and supporters of this coming global genocide ALL need to be hung. We must show them NO mercy.

❤️ 3 Reply Gift a subscription Collapse ...

---

© 2022 Sally Ann · [Privacy](#) · [Terms](#) · [Collection notice](#)  
[Substack](#) is the home for great writing